

littlemechanic.com

# SERVICE BULLETIN

This bulletin contains change and recommendation to specific model of Little Mechanic's Custom Brick Set. If you have any question regarding this bulletin, please contact us at +628111630513 or email us at [eka.pratama@littlemechanic.com](mailto:eka.pratama@littlemechanic.com)

**NUMBER:** LM-SB-001  
**ISSUED:** November 2020  
**PRODUCT:** SOBAR Gas Turbine Engine  
**MODEL(S):** LM GTE460

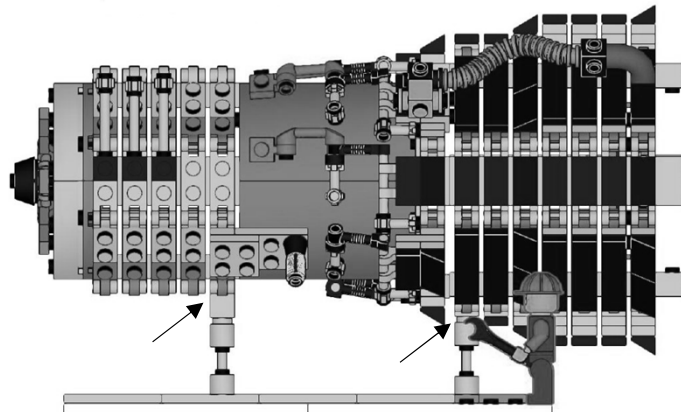
**SUBJECT:** SUPPORT STRENGTH ISSUE

## Purpose:

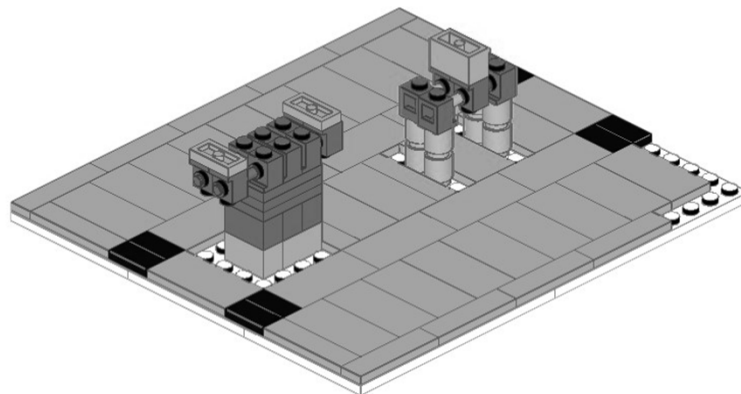
This Service Bulletin is to communicate the availability of the upgraded support for LM GTE460 Gas Turbine Engine Custom Brick Set.


## GENERAL INFORMATION:

It has been reported by one of our customer that LM GTE460 model had experience support strength issue when subject to horizontal movement, which leads to support connection being detached from the engine. It happened in these two connection points:



A stronger support has been designed, built, and tested on the particular customer's unit. And it has significantly improve the sturdiness of the engine support.






littlemechanic.com

# SERVICE BULLETIN

This bulletin contains change and recommendation to specific model of Little Mechanic's Custom Brick Set. If you have any question regarding this bulletin, please contact us at +628111630513 or email us at [eka.pratama@littlemechanic.com](mailto:eka.pratama@littlemechanic.com)

---



## FREE UPGRADED SUPPORT

Any previous LM GTE460 customers who may experienced the same issue, can obtain the upgraded support free of charge.